



Overview

When you enroll in a course on ILN, you are able to begin the course immediately. This user guide assumes you are already enrolled in the course and will guide you through the completion process.

Accessing your Enrolled Courses

There are a number of ways to navigate to the courses you are enrolled in, the simplest is from the logged-in *ILN* homepage.

Upon signing into ILN, you are presented with the **My Courses** section of the *ILN* homepage. This section displays up to five (5) courses in which you are enrolled.

The screenshot shows the IEEE Learning Network homepage. The 'My Courses' section is prominently displayed, listing several courses with their start dates and 'View' buttons. At the bottom left of this section, there is a 'View All (21)' button.

ILN Logged-In Homepage Showing View All Button at Bottom Left

To view all of the courses you are currently enrolled in, click the **View All** button. The *My Courses* page opens displaying all of your enrollments.

The screenshot shows the 'My Courses' page with a table of enrolled courses. The table has columns for Title, Started/Begins, Due/Ends, and Action. Courses listed include 'Advanced Block Chain Virtual Event (2)', 'DISC Training for Managers (2)', 'Ethical Hacking: System Hacking (Audio Script)', and 'Hacking Your Company: Ethical Solutions to Defeat Cyber Attacks'.

My Courses Page Showing Enrollments

To navigate to a specific course, click on the **<Course Title>** link. The *Course Program Details* page displays.

The screenshot shows the 'Data Security in the Cloud' course program details page. It includes a course description, instructor information for Sean Oriyano, and an 'Open Item' button. A callout box states: 'This content is included in your purchase history. Click the "Open Item" button below to launch.'

Course Program Details Page

Click the **Open Item** button below to launch the course.

Completing a Course

Most courses include an assessment/quiz at the end of the course. Successful completion and earning a certificate (if one is offered) is achieved by obtaining a passing score on the assessment/quiz.

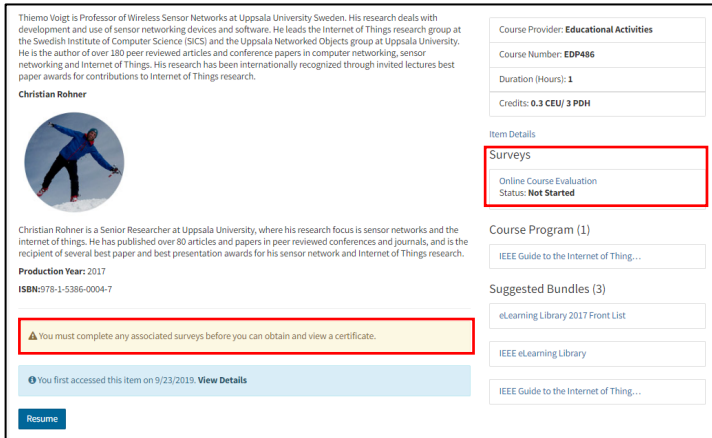
There is no limit to the number of times an assessment/quiz can be taken.



Completing a Course Survey

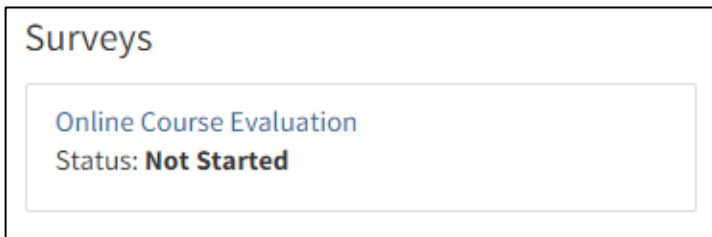
Most courses on ILN include a survey that is a requirement for earning the certificate.

Please note the notification stating you must complete the survey. The survey is accessed from the right side of the course description page.



The screenshot shows a course page with a notification box at the top left stating: "You must complete any associated surveys before you can obtain and view a certificate." To the right, under the 'Surveys' section, it says "Online Course Evaluation Status: Not Started".

Course Survey Completion Required Notification

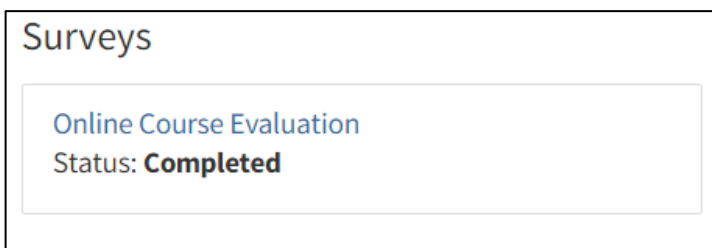


The screenshot shows the 'Surveys' section with the text: "Online Course Evaluation Status: Not Started".

Course Survey – Not Started

Click on the [Online Course Evaluation](#) link to access the survey. The survey will launch in a separate window. Respond to the questions and submit.

Once you submit the survey, you will be returned to the course page. The status will change from 'Not Started' to 'Completed'.



The screenshot shows the 'Surveys' section with the text: "Online Course Evaluation Status: Completed".

Course Survey – Completed

Successful completion of the course and survey will unlock the certificate.