



# How do I search for courses in the IEEE Learning Network (ILN)?

## Overview

The IEEE Learning Network (ILN) has a robust browse and search feature to help you find courses of interest. The search can be easily accessed from all pages within the portal.

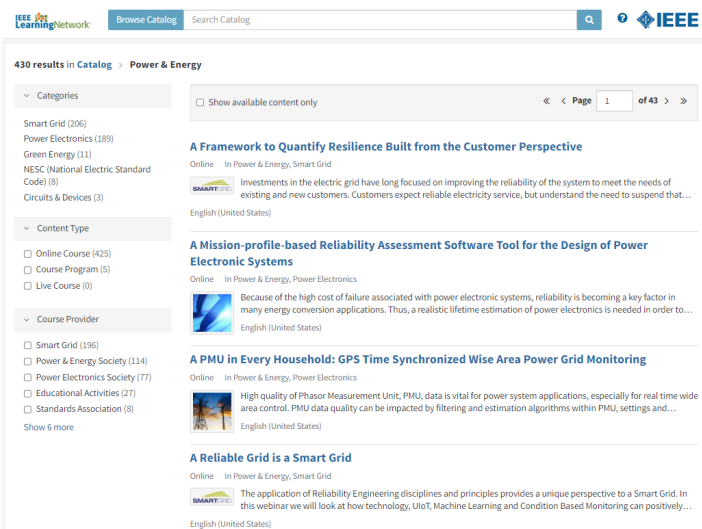
## Guest Public Catalog Browse

Guests who are not logged into ILN will be presented the public catalog.



ILN Public Catalog Page Including Featured Topic Tiles

The public catalog includes a **Featured Topics** section that provides quick access to all learning resources that cover your area of interest. To perform an accelerated search, click the tile of your choice to display the search results for that topic.



Power and Energy Featured Topic Accelerated Search in ILN

## Searching in ILN

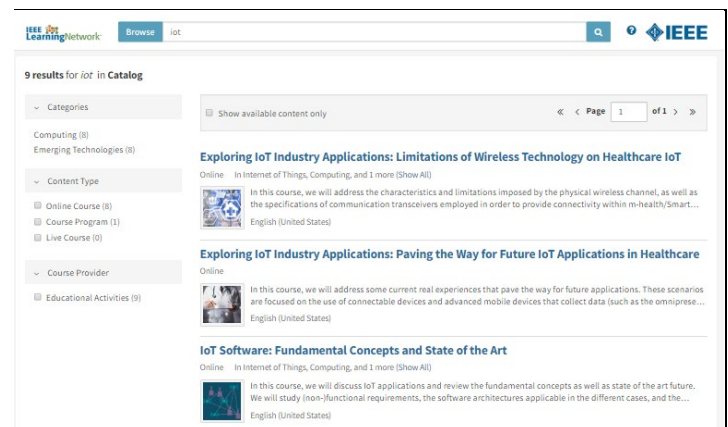
Searches are performed in ILN by entering a key word(s) or phrase into the **Search Catalog** field. You can further focus your search by including quotes around the word or phrase to obtain a specific match.



ILN Search Catalog Field

Complete the field and click the **Search** (magnifying glass) icon to display the search results.

**NOTE:** Clicking the **Search** icon with a blank (empty) **Search Catalog** field will result in a wildcard search, returning all available items in the catalog.



ILN Search Return Example

The list of **Search Results** can be filtered to refine the list. Filter options are found on the left side of the page and include:

- **Categories**
- **Content Type**
- **Course Provider**

**NOTE:** The number next to each filter option indicates how many items in your **Search Results** are associated with that option. You may apply more than one filter at a time; however your **Search Results** update after every selection.

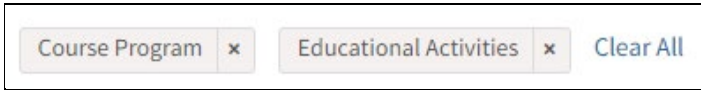
To remove a **Category** filter, click the **Catalog** link above the filter pane to return to the original **Search Results**.

The selected **Content Type** and **Course Provider** filters display at the top of your **Search Results**. To remove filters, click the **Clear (X)** icon beside the filter option OR deselect the checkbox in the filter pane.

Click the **Clear All** link at the top of the page to remove all selected filters.



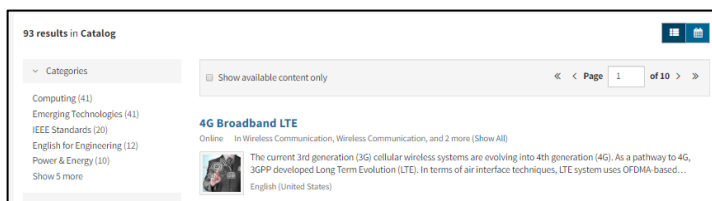
## How do I search for courses in the IEEE Learning Network (ILN)?



*Selected Filter Options Including Clear (X) Icons and Clear All Link*

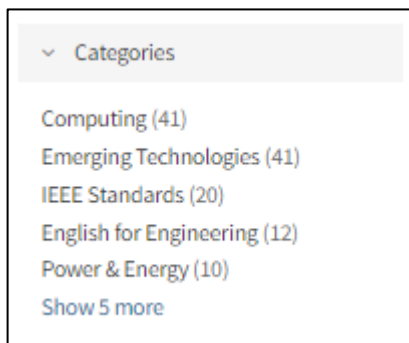
**NOTE:** Once you are logged into ILN to take a course, the public catalog view will be replaced by searching the full catalog and filtering by the categories.

To perform a blank search to view the full catalog, click the **Search** icon with a blank (empty) **Search Catalog** field. This will result in a wildcard search, returning all available items in the catalog.



*Performing a Blank Search*

To filter to a specific **Category**, click the category name that you wish to view. To expand the list of categories to see the complete list, click the **Show more** link.



*Show More Link*