

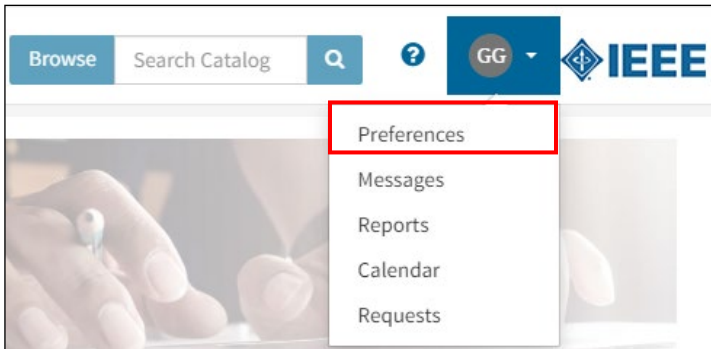


Overview

As a learner, you can set several preferences on the ILN, including languages, display, privacy, and communication.

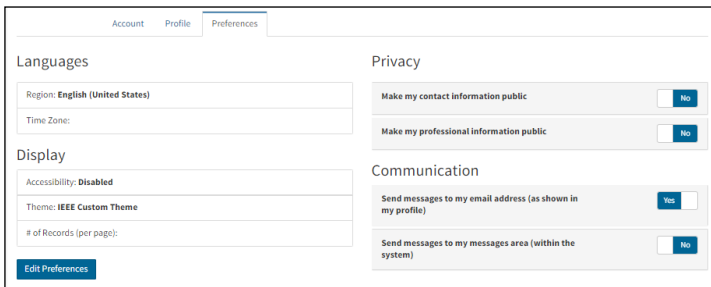
Changing Preferences

Access your account **Preferences** from the **Profile** icon drop-down list. The **Profile** icon displays your account initials by default or your photo if one has been uploaded.



Preferences Option on Profile Drop-Down Menu

Click the **Preferences** tab to view the available options for editing.

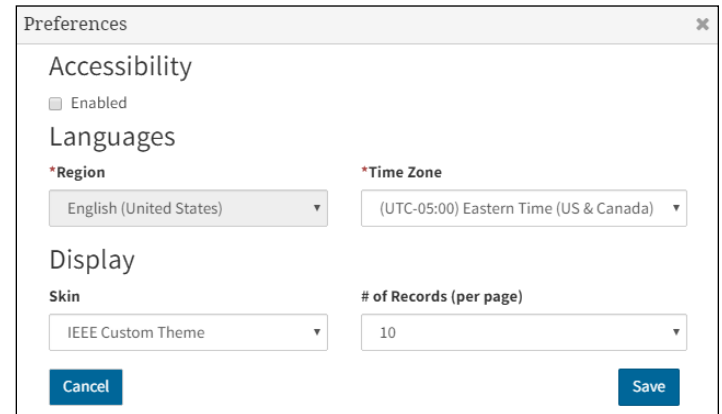


Preference Tab

Click the **Edit Preferences** button to edit the following options:

- **Languages**—Select your **Time Zone** from the drop-down list.
- **Display**—To change the number of rows displayed in a list (e.g., Search Results, Transcript), select an option from the **# of Records (per page)** drop-down list.

Click the **Save** button to save any changes.



Edit Preferences Dialog Box

The following options are editable directly on the **Preferences** tab:

- **Privacy**—Toggle the applicable switches to indicate if your contact and professional information is public or private.
- **Communication**—Toggle the applicable switch to indicate if system-generated emails will be sent to your messages area of the system and/or the email address associated with your account.

When you are finished updating your preferences, click the **IEEE Learning Network** logo on the ILN Menu Bar to return to your *ILN homepage*.